


Product Installation Guidelines & Scope of Use

# CP Dress Flange for Wall Mounted Progressive Mixers 70 Dia (Pair)



## PRODUCT CODES

- 100.99.00.80

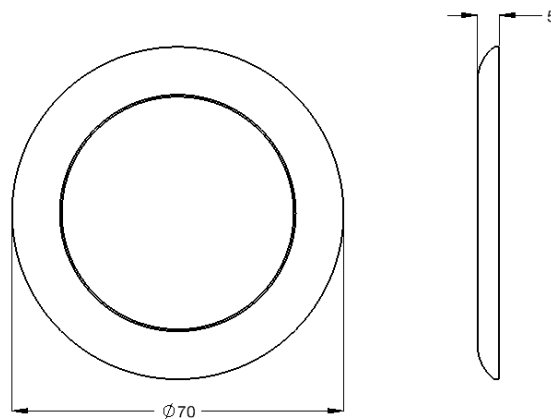
## SPECIFICATIONS

- Chrome plated dress flange suitable to be used for wall-mounted progressive mixers to fill hole gaps from the wall that cannot be covered by the existing sleeve.
- Compatible products include:
  - 100.30.71.00 - CliniMix® Lead Safe™ Wall Mtd Thermostatic Progressive Basin Mixer - Lever
  - 100.30.79.00 - CliniMix® Lead Safe™ Wall Mtd Thermostatic Progressive Basin Mixer - Proximity Sensor
  - 100.31.71.00 - CliniMix® Lead Safe™ Exposed Thermostatic Progressive Shower Mixer - Lever
  - 100.34.71.00 - CliniMix® Lead Safe™ Wall Mtd Thermostatic Progressive Basin Mixer - Lever 135 - 165

**WARNINGS:** Special attentions to be paid on notes, photos, images, or drawings of assembly steps marked with the warning symbol.

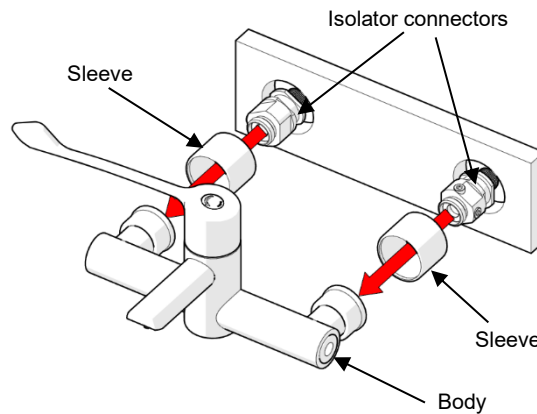


## DIMENSIONS



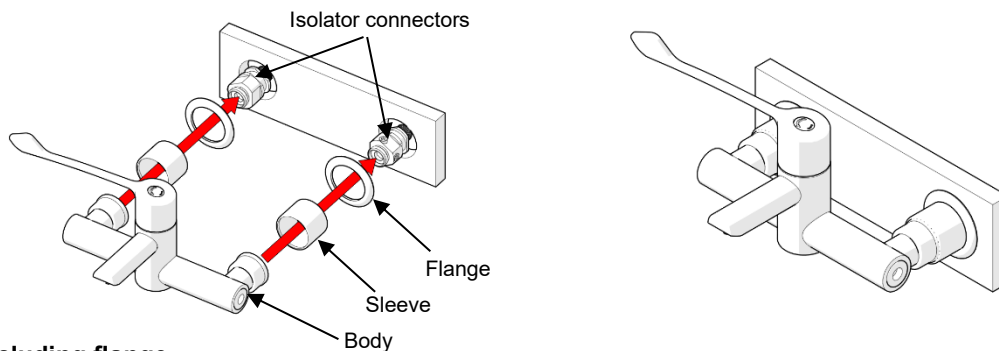
## INSTALLATION

**INSTALLATION COMPLIANCE:** Galvin Engineering products must be installed in accordance with these installation instructions and in accordance with AS/NZS 3500, the PCA and your local regulatory requirements. Water and/or electrical supply conditions must also comply to the applicable national and/or state standards. Failing to comply with these provisions shall void the product warranty and may affect the performance of the product.



### 1. Remove body

- Slide sleeves forward and remove body from isolator connectors by loosening the nuts on the body.



### 2. Re-fit including flange

- Re-fit all components including the flange. Ensure the flange is in between the sleeves and the isolator connectors.

## WARRANTY

Galvin Engineering products are covered under our Manufacturer's Warranty. Galvin Engineering products must be installed in accordance with the installation instructions and in accordance with AS/NZS 3500 and NCC Volume Three, relevant Australian Standards and local authorities applicable to product being installed. Water and electrical supply conditions must also comply to the applicable national and/or state standards, failing to comply with these provisions may void the product warranty and affect performance of the product.

Please visit [www.galvinengineering.com.au](http://www.galvinengineering.com.au) to view the full warranty, our Installation Compliance and Maintenance & Cleaning information as well as any other additional information.

Within Australia: 1300 514 074 Outside Australia: P: +61 (0)8 9338 2344

F: +61 (0)8 9338 2340

sales@galvinengineering.com.au

[www.galvinengineering.com.au](http://www.galvinengineering.com.au)

ABN: 78 008 719 382

PERTH | SYDNEY | MELBOURNE | BRISBANE | ADELAIDE

